

◆ Main Specifications

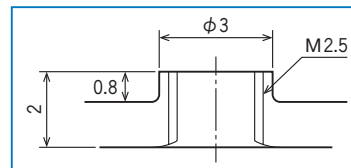
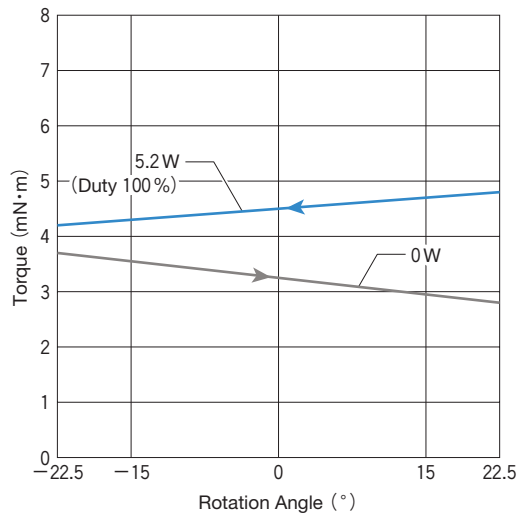
Model Number *1	RSR 28/17-SR XX-27.5	RSR 28/17-SR XX-110
Rated Voltage	12 (V DC)	24 (V DC)
DC Resistance	27.5 (Ω)	110 (Ω)
Heat-Resistant Class	Class E (120°C)	
Direction of Plate Rotation	Clockwise (when power is on)	
Operating Angle	25 (°)/35 (°)/45 (°)	
Coil Saturation Temperature Rise $\Delta\theta_s$ (at 20°C)	$\Delta\theta_s \cong 17 \times W$ (°C) $K \cong 17$ (°C/watt)	
Temperature Rise Time Constant τ	5 (minutes)	
Insulation Resistance	500 V DC MEGA, 100 MΩ or more	
Dielectric Strength	1000 V AC, 50/60 Hz, 1 minute	
Rotor Inertia	1.8 (g·cm ²)	
Mass	50 (g)	
Response Speed *2	25 (ms) or less	



* 1: the "XX" portion represents the operating angle. You may choose 25°, 35°, or 45°.

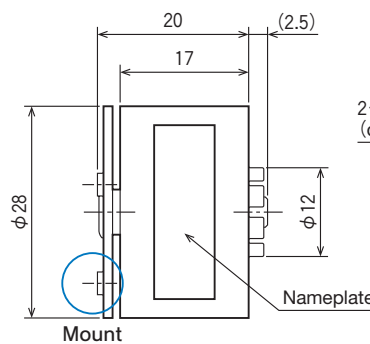
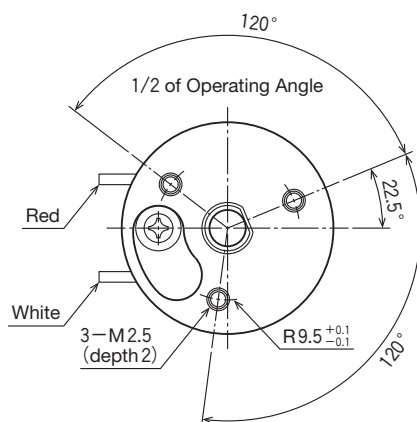
* 2: measurement conditions: measured by Takano Co. in a standard testing environment, with no load, shaft in a horizontal position, applied voltage at the rated voltage amount.

◆ Torque Data



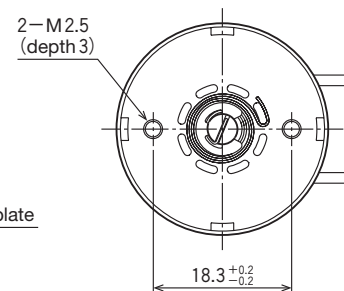
Mount Detail (mm)

◆ External Dimensions (mm)



Terminal Specifications

Lead Wire Length (mm) : 295
AWG Size : 26



When a positive electrode (+) is connected to the Red lead wire, and a negative electrode (-) to the White, the plate will rotate; when power is cut off, the plate will return to its original position by means of a spring.